

M.G.M.'S College OF Engineering, Nanded
Department of Civil Engineering
FEEDBACK FORM ANALYSIS(2023-24)

S.Y. CIVIL

First Semester

SR.NO.	EM-III KK	MOS MZS	SUR SVK	HYD-I MPK	BCD VIK	SSD VB
1	39	69	55	55	65	65
2	60	59	60	56	58	58
3	60	58	62	54	56	57
4	42	44	46	44	51	57
5	22	49	68	68	67	68
6	50	62	60	59	62	63
7	32	66	68	50	68	46
8	47	45	49	45	48	45
9	32	68	68	61	62	59
10	17	26	19	38	17	68
11	51	51	50	43	54	47
12	17	26	26	17	17	68
13	53	57	57	61	54	59
14	39	37	53	61	43	60
15	17	17	41	22	17	68
16	17	68	68	68	68	68
17	43	68	66	68	68	49
18	44	56	40	45	59	57
19	18	22	65	28	68	68
20	33	45	53	59	62	68
21	32	27	42	39	38	45
22	67	63	63	56	68	68
23	33	54	59	53	55	57
24	45	54	60	54	61	63
25	20	49	53	46	59	64
26	41	51	51	42	53	47
27	60	65	60	50	63	63
28	22	50	60	68	67	68
29	17	50	48	52	52	48
30	17	17	17	17	17	17

31	17	26	17	25	17	68
32	56	36	54	54	54	54
33	20	28	50	52	50	68
34	32	56	64	60	50	58
35	37	40	51	41	50	58
36	23	46	46	13	22	25
37	50	58	51	50	50	56
38	46	58	60	63	50	64
39	44	45	41	54	60	60
40	25	50	26	8	39	43
41	44	55	54	54	55	60
42	46	50	48	33	54	56
43	50	62	51	51	50	55
44	23	67	59	66	50	50
Total	1600	2150	2259	2103	2248	2513
Percentage	63.59	85.45	89.79	83.59	89.35	99.88

Sr. No.	Name of Faculty	Subject	Feedback Percentage
2	Dr. Mohd zameeruddin	MOS	85.45
3	Ms.M P KULKARNI	HYD	83.59
4	Ms. V. I. Kadam	BCD	89.35
5	Mr. Krishna Kadam	M-III	63.59
6	Mr. Vikas Basavante	SSD	99.88
7	Ms. S. V. Kannwar	SUR	84.22

S. Kameswar
Class Incharge

A. S.
HOD

J. H.
Academic Incharge

S. D. K.
Director

M.G.M.'S College OF Engineering, Nanded

Department of Civil Engineering

FEEDBACK FORM ANALYSIS(2023-24)


T.Y. CIVIL


First Semester

SR.NO.	SMIT MZS	GTE SDH	MTE AAB	CT RRA	DOS AKH	PM KMS
1	47	46	50	51	37	62
2	56	57	58	58	58	59
3	57	49	46	45	49	52
4	52	52	54	56	68	58
5	53	40	45	53	37	44
6	58	51	54	51	51	68
7	57	42	54	54	51	56
8	52	37	34	50	51	60
9	64	56	61	69	60	60
10	56	68	66	68	68	68
11	65	65	61	59	62	63
12	62	31	45	33	31	51
13	32	37	32	24	23	25
14	42	45	43	42	43	44
15	48	44	57	50	50	48
16	22	47	59	41	57	64
17	60	64	64	62	65	64
18	41	42	42	42	42	42
19	60	58	62	63	64	58
20	53	65	57	60	62	58
21	51	51	51	51	51	51
22	68	65	68	62	63	64
23	64	64	65	64	63	58
24	59	55	43	37	54	58
25	64	68	54	54	54	55
26	62	64	65	73	62	54
27	55	68	34	52	58	51
28	59	58	55	60	61	54
29	60	60	60	60	60	58
30	58	54	58	58	54	58
31	57	45	53	50	50	50
32	60	50	50	47	37	56
33	68	68	68	65	68	60

34	65	62	64	68	65	62
35	64	62	66	65	62	60
36	64	63	60	58	62	64
37	57	55	56	57	53	51
Total	2072	2008	2014	2012	2006	2068
Percentage	82.35	79.81	80.05	79.97	79.73	82.19

Sr. No.	Name of Faculty	Subject	Feedback Percentage
1	Dr. Mohd zameeruddin	SMIT	82.35
2	Mr. S.D.Halbandge	GTE	79.81
3	Mr. A.A.Bhore	MTE	80.05
4	Mr. R.R.Allurwad	CT	79.97
5	Dr.A.K.Hashmi	DOS	79.73
6	Dr. K M Sharma	PM	82.19


Class Incharge


Academic Incharge


HOD


Director

M.G.M.'S College OF Engineering, Nanded

Department of Civil Engineering

FEEDBACK FORM ANALYSIS(2023-24)


B.E. CIVIL

1st Semester

SR.N O.	PP DVP	CT KMS	DRPC SDH	IE AAB	AHFC MPK	APC VIK	EITK & EE DMA
1	62	65	65	62	65	62	61
2	51	50	60	54	60	60	68
3	60	48	46	44	47	49	49
4	62	62	62	62	62	62	62
5	34	39	38	44	47	44	41
6	66	63	51	58	25	51	42
7	60	54	66	62	68	43	43
8	51	51	51	56	51	51	51
9	59	57	68	67	56	41	53
10	62	61	61	59	55	53	55
11	44	46	43	52	51	57	55
12	58	60	56	61	58	59	53
13	68	63	55	57	54	51	64
14	45	68	20	68	68	68	68
15	67	67	62	55		53	56
16	47	56	47	47	48	31	40
17	65	63	65	62	67	59	66
18	61	60	61	60	60	61	60
19	64	60	56	68	60	68	64
20	55	58	62	63	57	56	55
21	52	52	45	45	45	43	43
22	55	59	54	66	54	55	55
23	64	65	60	59		55	58
24	68	68	68	68	68	68	58
25	61	56	62	61	62	61	60
26	58	59	56	58	56	52	50

34	65	62	64	68	65	62
35	64	62	66	65	62	60
36	64	63	60	58	62	64
37	57	55	56	57	53	51
Total	2072	2008	2014	2012	2006	2068
Percentage	82.35	79.81	80.05	79.97	79.73	82.19

Sr. No.	Name of Faculty	Subject	Feedback Percentage
1	Dr. Mohd zameeruddin	SMIT	82.35
2	Mr. S.D.Halbandge	GTE	79.81
3	Mr. A.A.Bhore	MTE	80.05
4	Mr. R.R.Allurwad	CT	79.97
5	Dr.A.K.Hashmi	DOS	79.73
6	Dr. K M Sharma	PM	82.19


Class Incharge


Academic Incharge


HOD


Director

M.G.M.'S College OF Engineering, Nanded
Department of Civil Engineering
FEEDBACK FORM ANALYSIS(2023-24)

S.Y. CIVIL

Second Semester

SR.NO.	SM - I MZS	HYD-II MPK	WRE DVP	EE SVK	BPD DMA	EG RRA
1	67	67	67	66	62	65
2	67	64	68	66	57	68
3	46	51	57	39	56	43
4	66	60	64	65	60	64
5	68	65	67	62	45	66
6	62	55	47	61	56	67
7	54	55	51	33	63	63
8	59	57	61	61	56	62
9	68	33	63	68	59	66
10	57	59	64	61	58	57
11	61	60	58	58	59	58
12	57	44	49	44	48	47
13	60	65	65	67	60	58
14	68	17	58	26	36	22
15	61	57	53	57	60	54
16	48	49	50	53	51	57
17	58	25	61	62	64	64
18	46	64	50	49	66	44
19	60	40	57	61	53	60
20	31	33	33	34	22	30
21	54	57	59	58	50	56
22	63	58	58	58	58	58
23	68	68	68	68	62	68
24	65	68	68	68	67	67
25	63	64	62	66	60	61
26	65	60	64	63	62	61
27	63	64	60	68	59	58
28	68	58	67	68	68	68
29	68	63	68	68	68	68
30	50	24	48	45	47	47
31	68	45	68	68	68	68
32	53	61	53	50	47	57
33	42	43	61	56	42	56
34	54	51	56	61	54	59

35	50	49	54	53	44	47
36	38	36	67	56	51	59
37	68	68	68	68	68	68
38	51	49	53	51	52	51
39	68	68	68	68	68	68
40	67	67	67	67	66	65
41	68	17	36	17	54	38
42	60	52	60	55	49	46
43	65	31	68	68	68	66
44	68	60	68	32	21	68
45	62	55	62	60	54	56
46	52	34	57	61	57	56
Total	2725	2390	2731	2614	2557	2655
Out of	3128	3128	3128	3128	3128	3128
Percentage	87.12	76.41	87.31	83.57	81.75	84.88

Sr. No.	Name of Faculty	Subject	Feedback Percentage
1	Dr. Mohd Zameeruddin	SM - I	87.12
2	Ms. M.P.Kulkarni	HYD - II	76.41
3	Dr.D.V.Pattewar	WRE	87.31
4	Ms. S.V.Kannawar	EE	83.57
5	Ms. M.A.Deshmukh	BPD	81.75
6	Mr. R.R.Alurwad	EG	84.88

S.Kannawar
Ms. S.V.Kannawar
Class Incharge

Mohd Zameeruddin
Dr. Mohd Zameeruddin
Academic Cell Incharge

A.K.Hashmi
Dr.A.K.Hashmi
HOD

G.S.Lathkar
Dr.Mrs. G.S.Lathkar
Director

M.G.M.'S College OF Engineering, Nanded

Department of Civil Engineering

FEEDBACK FORM ANALYSIS(2023-24)


T.Y. CIVIL

Second Semester


SR.NO.	FE KMS	DCS AKH	TE AAB	BCPS DVP	PSD MZS	SA GSD	EM KMS	IC VIK
1	66	59	59	67		67		63
2	66	66	45	66			66	35
3	51	51	51	51			51	51
4	53	51	50	51			49	45
5	56	64	66	66			66	67
6	66	66	66	66			66	63
7	62	60	63	59			62	59
8	62	58	64	66			68	58
9	59	62	68	61		68		60
10	46	48	49	44			48	44
11	44	46	40	45			41	59
12	62	63	65	58		63		60
13	58	63	68	45		68		59
14	66	66	66	66		66		66
15	48	44	57	46		40		41
16	22	47	59	41		57		64
17	60	64	64	62		65		64
18	41	42	42	42		42		42
19	47	47	47	46		47		47
20	55	55	54	54		54		54
21	66	66	65	66			65	66
22	64	68	51	68		55		50
23	38	62	61	61			47	62
24	68	64	66	63		67		67
25	66	65	66	65			67	65
26	67	67	67	66		67		65
27	65	65	65	65		55		61
28	52	68	50	68		58		50
29	64	55	60	60		64		50

30	67	64	59		64		63	54
31	45	42	44	59			52	46
32	58	45	52		62		55	28
33	68	68	68		68		68	68
34	67	58	64	64			68	
35	67	67	67	67			67	66
36	68	67	68	67			67	68
37	52	40	50		52		49	43
38	51	44	54		49		49	43
39	63	54	66	62		63		52
40	63	62	63	66		63		63
41	64	64	64	68		68		53
42	56	56	56		56		56	56
43	63	63	63	63			63	63
Total	2492	2496	2532	2200	351	1197	1353	2340
Percentage	99.05	99.21	100.64	87.44	86.03	83.82	86.51	93.00

Sr. No.	Name of Faculty	Subject	Feedback
1	Dr. K.M Sharma	FE	99.05
2	Dr.A.K.Hashmi	DCS - I	99.21
3	Mr. A.A.Bhore	TE	100.64
4	Dr.D.V.Pattewar	BCPS	87.44
5	Dr. Mohd Zameeruddin	PSD	86.03
6	Mr. G.S.Deshmukh	SA	83.82
7	Dr. K M Sharma	EM	86.51
8	Ms. V.I.Kadam	IC	93


Ms. V.I.Kadam
Class Incharge


Dr.A.K.Hashmi
HOD


Dr. Mohd Zameeruddin
Academic Cell Incharge


Dr. G.S.Lathkar
Director

M.G.M.'S College Of Engineering, Nanded

Department of Civil Engineering

FEEDBACK FORM ANALYSIS(2023-24)

FINAL YEAR CIVIL

Second Semester

SR.NO.	SSI GSD	MRCS AAB
1	67	67
2	38	55
3	43	36
4	51	46
5	46	39
6	46	46
7	68	68
8	49	54
9	17	17
10	60	61
11	59	46
12	48	49
13	52	52
14	44	35
15	43	44
16	51	68
17	35	55
18	68	68
19	68	68
20	17	30
21	40	47
22	39	64
23	59	61
24	67	67
25	68	68
26	68	68
27	40	43
28	21	34
29	52	49
30	51	51
31	68	68
32	68	68
33	37	38
34	31	30
35	34	34
36	31	30
37	17	17

38	68	68
39	57	66
40	68	68
41	47	57
42	31	32
43	51	46
44	52	52
45	36	68
46	37	52
47	53	58
48	17	38
49	62	62
50	55	53
51	32	53
52	32	54
53	66	67
54	68	68
55	52	58
56	44	49
57	68	68
58	66	66
59	41	48
60	60	64
61	55	59
62	17	28
63	51	51
64	48	48
Total	3095	3342
Out of	4352	4352
Percentage	71.12	76.79

Sr. No.	Name of Faculty	Subject	Feedback Percentage
1	Mr. G.S.Deshmukh	SSI	71.12
2	Mr. A.A.Bhore	MRCS	76.79



Ms. M.D. Deshmukh
Class Incharge



Dr. A.K. Hashmi
HOD



Dr. Mohd Zameeruddin
Academic Cell Incharge



Dr. Mrs. G.S. Lathkar
Director

MGMs College of Engineering Nanded.

DEPT.OF ECT

S.Y. (SECOND YEAR Feedback Analysis

AY. 2023-2024. (3rd SEM.)

Subject	subject I/C	CR	%
DE	Dr.Mrs. K.P.Paithan	2516	82
EDC	Mr.D. J. Tuptewar	2772	90
EMI	Dr. Mrs.M.R.Banwas	2277	74
EM-III	Mr.S.S. Pawar	2727	89

T.Y. (Third Year) Feedback Analysis

AY. 2023-24. 5.th SEM

Subject.	Subject. I/C	CR	Percentage
EFT	MS Kanadkhedkar P.P.	919/15	90.00%
DSP	Prof. V.S. Jadhav	838/15	82.00%
AC	Dr. S.L. Kotgire	893/15	87.00%
A. ckt	Mr.D.J.Tuptewar	471/7	98.00%
AIML	Dr. Mrs. K.P.Paithane	606/11	81.00%
ESD	Prof.S.A. Shoaib	623/10	91.00%
CSE	Mrs.A.B.DALVI	178/3	87%

B.TECH.. Final Year

Feedback Analysis

Subject.	Subject. I/C	Total CR	%
ME	Dr. V. P. Kude	818	70.76
EEFM	Mr. V. S. Jadhav	852	73.7
FOC	Dr. Mrs.M.R. Banwaskar	833	72.05
MC	Mr. Sayed Shoiab	902	78.02
EWM	Dr. V. P. Kude	848	73.35

MGMs College of Engineering Nanded.

DEPT.OF ECT

S.Y. B.Tech. Feed Back Analysis AY. 2023-2024. (4 th. SEM.)

Sr.No.	Subject.	Subject. I/C	CR	Percentage
--------	----------	--------------	----	------------


1	NT	Dr. S.L. Kotgire	2664	71.00%
2	UHV	Dr. M.R.Banwaskar	2419	64.00%
3	PTRP	Dr. Mrs. K.P.Paithane	2474	66.00%
4	S&S	Prof. V.S. Jadhav	2512	67.00%
5	Phy.Prog.	MS Kanadkhedkar P.P.	2692	72.00%
6	PCBD	Dr.V.P.Kude	2638	70.00%
7	COI	MS A.K.Salwe	2142	57.00%


MGM'S COLLEGE OF ENGG., NANDED
DEPARTMENT OF MECHANICAL ENGINEERING
FEED BACK REPORT- SEM.-I -2023-2024

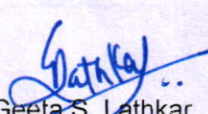
CLASS : SY (Mech.)

Date - 30/10/2023

Sr. No.	Name	Subject	Total Score	% Score
1	Dr.J.S.Sidhu	M.S.M.	1917	82.92
2	Dr. M.G.Harkare	T.D.	1775	76.77
3	Mr. D. N. Hatkar	FM	1766	76.38
4	Mr. S. S. Pawar	EM- III	1755	75.91
5	Dr. P.D.Machkale	COI	1618	69.98


Mr. J.K. Sawale
Academic Cell Incharge


Dr. M.G. Harkare
HOD


Dr. Geeta S. Lathkar
Director


MGM'S COLLEGE OF ENGG., NANDED
DEPARTMENT OF MECHANICAL ENGINEERING

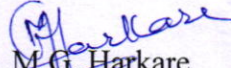
FEED BACK REPORT- SEM.-I, 2023-2024

CLASS : TY(Mech.)

Date -30/10/2023

Sr. No.	Name	Subject	Total Score	% Score
1	Dr. J.S.Sidhu	OE-RES	790	82.98
2	Dr. R.S.Hingole	EL-I AE	671	75.90
3	Mr. A.I.Rehman	A.T.D	1132	69.36
4	Mr. D. N. Hatkar	H.T.	1126	69.00
5	Mr. P.M.Pahinkar	T.O.M.-II	1047	64.15
6	Mr. J.K. Sawale	MD - I	1037	63.54
7	Mr. C.V.Bandela	EL-RAC	433	57.89
8	Dr. P.D.Machkale	OE-PDE	353	51.91


Mr. J.K. Sawale
Academic Cell Incharge


Dr. M.G. Harkare
HOD

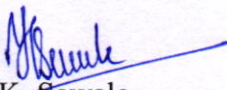

Dr. Geeta S. Lathkar
Director


MGM'S COLLEGE OF ENGG., NANDED
DEPARTMENT OF MECHANICAL ENGINEERING
FEED BACK REPORT- SEM.- I, 2023-2024

CLASS : B.Tech (Mech.)

Date -30/10/2023

Sr. No.	Name	Subject	Total Score	% Score
1	Mr.C.V.Bandela	IEM	1614	81.85
2	Mr. N.A. Kadam	MTX	1612	81.74
3	Mr. J.K. Sawale	EL-EE	1588	80.53
4	Mr. A.I. Rehman	EL-AM	854	78.49
5	Dr. P.D.Machkale	EL-NCM	594	67.19
6	Dr. R.S.Hingole	OE-EDP	1290	65.42


Mr. J.K. Sawale
Academic Cell Incharge


Dr. M.G. Harkare
HOD


Dr. Geeta S. Lathkar
Director

MGM'S COLLEGE OF ENGG., NANDED
DEPARTMENT OF MECHANICAL ENGINEERING
FEED BACK REPORT- SEM.-II -2023-2024


CLASS : SY (Mech.)

Date - 17/05/2024


Sr. No.	Name	Subject	Total Score	% Score
1	Mr. A.I.Rehman	EL-NMME	889	87.16
2	Mr. C. V. Bandela	MP-I	1713	83.97
3	Mr. P.M.Pahinkar	EL-FMY	843	82.65
4	Mr. D. N. Hatkar	SOM	1676	82.16
5	Dr.J.S.Sidhu	UHV	1636	80.20
6	Mr. P.M.Pahinkar	TOM-I	1527	74.85



Mr. J.K. Sawale
Academic Cell Incharge



Dr. M.G. Harkare
HOD



Dr. Geeta S. Lathkar
Director

MGM'S COLLEGE OF ENGG., NANDED


DEPARTMENT OF MECHANICAL ENGINEERING


FEED BACK REPORT- SEM.-II, 2023-2024

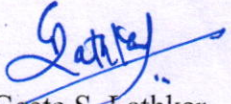
CLASS : TY(Mech.)

Date - 17/05/2024

Sr. No.	Name	Subject	Total Score	% Score
1	Dr.J.S.Sidhu	EL-IV-Robotics	766	93.87
2	Mr. C.V.Bandela	MP-II	1465	93.67
3	Dr. M.G. Harkare	EL-III-ICE	679	90.78
4	Mr. A.I. Rehman	EL-IV-FEM	666	89.04
5	Mr. D.N.Hatkar	EL-OE-II-WE	654	87.43
6	Dr. R.S.Hingole	EL-OE-II-NT	671	82.23
7	Mr. J.K. Sawale	MD - II	1251	79.99
8	Dr. P.D.Machkale	EL-III-EMQC	572	70.10


Mr. J.K. Sawale
Academic Cell Incharge


Dr. M.G. Harkare
HOD


Dr. Geeta S. Lathkar
Director

DEPARTMENT OF COMPUTER SCIENCE**Feedback Analysis****YEAR 2023-2024****Class SYCSE-A****Semester**

Theory Feedback Analysis			
Name of Faculty	Subject	Average Points	Percent
Mr. M.R. PAWDE	EM-III	59.06	86.85%
Mr. AIJAZ AHMED	DS	58.40	85.88%
Mr. M.R. CHENNOJI	CAO	57.23	84.16%
Ms. N.L. PARIYAL	OOP IN JAVA	56.85	83.60%
Ms. S.S. WAGRE	DM	56.75	83.46%
Practical Feedback Analysis			
Name of Faculty	Subject	Average Points	Percent
NP / JSK	OOP LAB	22.98	57.45%
MAA / SIT	DS LAB	22.85	57.15%
Lab Maintenance Feedback Analysis			
Name of Faculty	Lab Name	Average Points	Percent
SNS / PKD	LAB 1, 9	68.00	73.91%
SNS / PKD	LAB 1, 8, 9	64.00	69.57%
Lab Faculty Feedback Analysis			
Name of Faculty	Lab Name	Average Points	Percent
SNS / PKD	LAB 1, 9	48.00	52.17%
SNS / PKD	LAB 1, 8, 9	48.00	52.17%

DEPARTMENT OF COMPUTER SCIENCE**Feedback Analysis****YEAR 2023-2024****Class SYCSE-B****Semester**

Theory Feedback Analysis			
Name of Faculty	Subject	Average Points	Percent
Mr. P.P. PAWAR	DM	57.75	84.93%
Ms. B.S. KAPRE	DS	54.81	80.61%
Mr. R.G. BISEN	OOP IN JAVA	49.67	73.04%
Ms. D.B. AGHOR	CAO	49.23	72.40%
Ms. M.J. RAICHURKAR	EM-III	46.90	68.96%
Practical Feedback Analysis			
Name of Faculty	Subject	Average Points	Percent
Ms. B.S. KAPRE	DS LAB	32.06	80.16%
Mr. R.G. BISEN	OOP LAB	30.88	77.19%

Lab Maintenance Feedback Analysis			
Name of Faculty	Lab Name	Average Points	Percent
SNS / PKD	LAB 2, 7	66.00	86.84%
Mr. S.N. SANGNOR	LAB 3	63.00	82.89%
Lab Faculty Feedback Analysis			
Name of Faculty	Lab Name	Average Points	Percent
Mr. S.N. SANGNOR	LAB 3	57.00	75.00%
SNS / PKD	LAB 2, 7	57.00	75.00%

DEPARTMENT OF COMPUTER SCIENCE
Feedback Analysis
YEAR 2023-2024

Class TYCSE-A

Semester

Theory Feedback Analysis			
Name of Faculty	Subject	Average Points	Percent
Dr. ARCHANA RAJUR	DBS	61.93	91.08%
Ms. B.S. KAPRE	TOC	56.62	83.27%
Ms. A.D. HAZARI	HCI	54.86	80.68%
Mr. S.I. TITARE	BC	51.88	76.29%
Ms. S.S. WAGRE	E&M	47.80	70.29%
Dr. M.Y. JOSHI	SE	44.62	65.62%
Practical Feedback Analysis			
Name of Faculty	Subject	Average Points	Percent
Ms. A.D. HAZARI	DBS LAB	28.14	70.34%
SSW / CMR	MINI PROJECT	27.83	69.57%
Dr. M.Y. JOSHI	SE LAB	23.40	58.49%
Lab Maintenance Feedback Analysis			
Name of Faculty	Lab Name	Average Points	Percent
Mr. PRASHANT DESH	LAB 8, 10	161.00	89.44%
Mr. PRASHANT DESH	LAB 6	143.00	79.44%
Mr. PADMAKAR DESH	LAB 5	126.00	70.00%
Lab Faculty Feedback Analysis			
Name of Faculty	Lab Name	Average Points	Percent
Mr. PRASHANT DESH	LAB 8, 10	136.00	75.56%
Mr. PRASHANT DESH	LAB 6	127.00	70.56%
Mr. PADMAKAR DESH	LAB 5	107.00	59.44%

DEPARTMENT OF COMPUTER SCIENCE
Feedback Analysis
YEAR 2023-2024

Class TYCSE-B

Semester

Theory Feedback Analysis			
Name of Faculty	Subject	Average Points	Percent
Dr. ARCHANA RAJUR	DBS	59.03	86.81%
Mr. M.R. CHENNOJI	HCI	52.28	76.88%
Ms. D.B. AGHOR	SE	51.78	76.15%
Mr. S.I. TITARE	BC	49.87	73.34%
Ms. S.S. WAGRE	E&M	48.94	71.97%
Mr. S.G. SALVE	TOC	42.38	62.32%
Practical Feedback Analysis			
Name of Faculty	Subject	Average Points	Percent
Mr. M.N. BHANDARE	DBS LAB	24.56	61.41%
MYJ / SGG	MINI PROJECT	24.23	60.59%
Ms. D.B. AGHOR	SE LAB	24.06	60.16%
Lab Maintenance Feedback Analysis			
Name of Faculty	Lab Name	Average Points	Percent
Mr. PRASHANT DESH	LAB 7, 8	117.00	88.64%
Mr. S.N. SANGNOR	LAB 2	100.00	75.76%
Mr. PADMAKAR DESH	LAB 5	90.00	68.18%
Lab Faculty Feedback Analysis			
Name of Faculty	Lab Name	Average Points	Percent
Mr. PRASHANT DESH	LAB 7, 8	74.00	56.06%
Mr. S.N. SANGNOR	LAB 2	63.00	47.73%
Mr. PADMAKAR DESH	LAB 5	62.00	46.97%

DEPARTMENT OF COMPUTER SCIENCE
Feedback Analysis
YEAR 2023-2024

Class BTECH-A

Semester

Theory Feedback Analysis			
Name of Faculty	Subject	Average Points	Percent
Ms. N.S. PANDE	AI	57.85	85.08%
Mr. R.G. BIEN	BI	54.00	79.41%
Mr. S.G. SALVE	CC	53.53	78.72%
Ms. N.S. PANDE	DL	53.49	78.66%
Ms. R.S. DUMNE	DT	50.84	74.76%
Mr. M.N. BHANDARE	BDA	42.44	62.41%
Mr. S.I. TITARE	CNS	32.14	47.26%
Practical Feedback Analysis			

Name of Faculty	Subject	Average Points	Percent
Mr. S.G. GILL	PROJECT PHASE	30.92	77.30%
Ms. N.S. PANDE	AI LAB	30.61	76.53%
Mr. S.G. SALVE	CC LAB	27.29	68.23%
Lab Maintenance Feedback Analysis			
Name of Faculty	Lab Name	Average Points	Percent
Mr. PRASHANT DESH	LAB 7,8,9,10	176.00	86.27%
Mr. PRASHANT DESH	LAB 10	164.00	80.39%
Mr. PADMAKAR DESH	LAB 6	155.00	75.98%
Lab Faculty Feedback Analysis			
Name of Faculty	Lab Name	Average Points	Percent
Mr. PRASHANT DESH	LAB 7,8,9,10	160.00	78.23%
Mr. PRASHANT DESH	LAB 10	151.00	74.02%
Mr. PADMAKAR DESH	LAB 6	137.00	67.16%

DEPARTMENT OF COMPUTER SCIENCE
Feedback Analysis
YEAR 2023-2024

Class BTECH-B

Semester

Theory Feedback Analysis			
Name of Faculty	Subject	Average Points	Percent
Ms. J.S. KALE	CC	61.84	90.94%
Ms. N.L. PARIYAL	AI	60.92	89.59%
Ms. R.S. DUMNE	DT	57.82	85.03%
Mr. R.G. BIEN	BI	53.24	78.29%
Mr. M.N. BHANDARE	BDA	43.34	63.74%
Ms. N.S. PANDE	DL	41.47	60.99%
Mr. S.I. TITARE	CNS	26.71	39.29%
Practical Feedback Analysis			
Name of Faculty	Subject	Average Points	Percent
Ms. J.S. KALE	PROJECT PHASE	32.04	80.10%
Ms. J.S. KALE	CC LAB	31.60	79.00%
NSP / NP	AI LAB	29.04	72.60%
Lab Maintenance Feedback Analysis			
Name of Faculty	Lab Name	Average Points	Percent
Mr. PRASHANT DESH	LAB 7,8,9,10	119.00	87.50%
Mr. PRASHANT DESH	LAB 9	115.00	84.56%
Mr. PRASHANT DESH	LAB 8	110.00	80.88%
Lab Faculty Feedback Analysis			
Name of Faculty	Lab Name	Average Points	Percent
Mr. PRASHANT DESH	LAB 8	103.00	75.74%

Mr. PRASHANT DESH	LAB 7,8,9,10	103.00	75.74%
Mr. PRASHANT DESH	LAB 9	102.00	75.00%

DEPARTMENT OF COMPUTER SCIENCE**Feedback Analysis****YEAR 2023-2024****Class: SYCSE-A****Semester-II**

Theory Feedback Analysis			
Name of Faculty	Subject	Average Points	Percent
Ms. A.D. HAZARI	UHV	57.35	84.34%
Mr. M.R. CHENNOJI	DLD	56.73	83.42%
Mr. P.P. PAWAR	DAA	53.94	79.33%
Ms. N.L. PARIYAL	SEMINAR-II	52.69	77.48%
Ms. B.S. KAPRE	PP	47.76	70.24%
Ms. S.S. WAGRE	PTRP	46.75	68.74%
Mr. S.I. TITARE	CI	45.43	66.81%
Mr. S.G. SALVE	OS	45.04	66.23%
Practical Feedback Analysis			
Name of Faculty	Subject	Average Points	Percent
NLP / MNB / ADH	SEMINAR-II LAB	27.96	69.90%
Ms. B.S. KAPRE	PP LAB	26.29	65.74%
Mr. S.G. SALVE	OS LAB	26.06	65.15%
Lab Maintenance Feedback Analysis			
Name of Faculty	Lab Name	Average Points	Percent
Mr. P.D. DESHMUKH	LAB 6	86.00	89.58%
Mr. S.N. SANGNOR	LAB 3	85.00	88.54%
SNS / PKD / PKD/PKD	LAB 2, 9, 8, 10	83.00	86.46%
Lab Faculty Feedback Analysis			
Name of Faculty	Lab Name	Average Points	Percent
Mr. S.N. SANGNOR	LAB 3	72.00	75.00%
SNS / PKD / PKD/PKD	LAB 2, 9, 8, 10	69.00	71.88%
Mr. P.D. DESHMUKH	LAB 6	66.00	68.75%

DEPARTMENT OF COMPUTER SCIENCE**Feedback Analysis****YEAR 2023-2024****Class: SYCSE-B****Semester-II**

Theory Feedback Analysis			
Name of Faculty	Subject	Average Points	Percent
Ms. B.S. KAPRE	DAA	57.14	84.02%
Ms. R.S. DUMNE	UHV	56.43	82.99%
Ms. D.B. AGHOR	DLD	54.27	79.81%

MD. AIJAZ AHMED	OS	54.14	79.61%
Mr. R.G. BISEN	PP	51.68	76.00%
Mr. S.I. TITARE	CI	50.89	74.83%
Mr. M.R. CHENNOJI	SEMINAR-II	50.86	74.80%
Ms. S.S. WAGRE	PTRP	50.61	74.43%
Practical Feedback Analysis			
Name of Faculty	Subject	Average Points	Percent
CMR / RSD	SEMINAR-II LAB	32.39	80.97%
MD. AIJAZ AHMED	OS LAB	30.70	76.76%
Mr. R.G. BISEN	PP LAB	30.25	75.63%
Lab Maintenance Feedback Analysis			
Name of Faculty	Lab Name	Average Points	Percent
Mr. P.K. DESHMUKH	LAB 7	106.00	91.38%
Mr. P.K. DESHMUKH	LAB 8, 10	106.00	91.38%
Mr. S.N. SANGNOR	LAB 1, 2	105.00	90.52%
Lab Faculty Feedback Analysis			
Name of Faculty	Lab Name	Average Points	Percent
Mr. P.K. DESHMUKH	LAB 7	88.00	75.86%
Mr. P.K. DESHMUKH	LAB 8, 10	87.00	75.00%
Mr. S.N. SANGNOR	LAB 1, 2	80.00	68.97%

DEPARTMENT OF COMPUTER SCIENCE
Feedback Analysis
YEAR 2023-2024

Class: TYCSE-A

Semester-II

Theory Feedback Analysis			
Name of Faculty	Subject	Average Points	Percent
Dr. A.M. RAJURKAR	CD	59.71	87.82%
Ms. N.S. PANDE	ML	58.79	86.45%
Ms. J.S. KALE	EL-V DE	57.05	83.89%
Mr. R.G. BISEN	EL-IV IOT	54.80	80.59%
Dr. M.Y. JOSHI	CN	42.41	62.37%
Dr. S.Y. GAIKWAD	CP	40.48	59.53%
Mr. S.I. TITARE	EL-V E&SD	34.48	50.70%
Practical Feedback Analysis			
Name of Faculty	Subject	Average Points	Percent
Ms. N.S. PANDE	ML LAB	33.61	84.02%
RGB / SSW / CMR	MINI PROJECT-I	28.68	71.70%
Dr. S.Y. GAIKWAD	CP LAB	23.21	58.04%
Lab Maintenance Feedback Analysis			
Name of Faculty	Lab Name	Average Points	Percent
Mr. P.K. DESHMUKH	LAB 8	136.00	94.44%

Mr. S.N. SANGNOR	LAB 2	114.00	79.17%
Mr. P.D. DESHMUKH	LAB 3, 5	111.00	77.08%
Lab Faculty Feedback Analysis			
Name of Faculty	Lab Name	Average Points	Percent
Mr. P.K. DESHMUKH	LAB 8	118.00	81.94%
Mr. S.N. SANGNOR	LAB 2	114.00	79.17%
Mr. P.D. DESHMUKH	LAB 3, 5	112.00	77.78%

DEPARTMENT OF COMPUTER SCIENCE
Feedback Analysis
YEAR 2023-2024

Class: TYCSE-B

Semester-II

Theory Feedback Analysis			
Name of Faculty	Subject	Average Points	Percent
Dr. A.M. RAJURKAR	CD	58.94	86.67%
Dr. S.Y. GAIKWAD	EL-V DE	57.45	84.49%
Ms. N.L. PARIYAL	ML	56.55	83.17%
Mr. M.N. BHANDARE	CN	56.02	82.38%
Ms. D.B. AGHOR	EL-IV IOT	55.68	81.88%
Dr. M.Y. JOSHI	CP	45.34	66.68%
Mr. S.I. TITARE	EL-V E&SD	44.39	65.28%
Practical Feedback Analysis			
Name of Faculty	Subject	Average Points	Percent
Ms. N.L. PARIYAL	ML LAB	27.34	68.35%
DBA / NSP	MINI PROJECT-I	25.55	63.88%
Dr. M.Y. JOSHI	CP LAB	21.55	53.88%
Lab Maintance Feedback Analysis			
Name of Faculty	Lab Name	Average Points	Percent
Mr. P.K. DESHMUKH	LAB 8	79.00	82.29%
SNS / PDD	LAB 2, 5	72.00	75.00%
Mr. S.N. SANGNOR	LAB 3	70.00	72.92%
Lab Faculty Feedback Analysis			
Name of Faculty	Lab Name	Average Points	Percent
Mr. P.K. DESHMUKH	LAB 8	75.00	78.13%
SNS / PDD	LAB 2, 5	67.00	69.79%
Mr. S.N. SANGNOR	LAB 3	65.00	67.71%



Mahatma Gandhi Mission's
COLLEGE OF ENGINEERING
Near Air-port, Hingoli Road, Nanded-431605
DEPARTMENT OF INFORMATION TECHNOLOGY
YEAR 2023-2024

Class - TY IT


Sem- V

Theory Feedback Analysis			
Name of Faculty	Subject	Average Points	Percent
Mr. S.A.HASHMI	CNIP	54.31	80%
Mr. A.B.WAGHMARE	PIJ	53.55	79%
Mr. S.P.BANDEWAR	ES	52.76	78%
Mr. R.G.BAIS	ITSM	52.43	77%
Mr. R.S.YADAV	TOC	44.55	66%
Ms. M.A.MANJRAMKAR	SE	40.05	59%

Practical Feedback Analysis			
Name of Faculty	Subject	Average Points	Percent
Mr.S.A.HASHMI	CNIP	31.19	80%
Mr.R.G.BAIS	ITSM	31.77	79%
Mr.S.P.BANDEWAR	ES	29.50	74%
Ms.M.A.MANJRAMKAR	SE	28.52	71%
Mr.R.S.YADAV	SE	28.53	71%
Mr.R.G.BAIS	PIJ	26.36	66%
Mr.A.B.WAGHMARE	PIJ	24.24	61%

Lab Maintance Feedback Analysis			
Name of Faculty	Subject	Average Points	Percent
Mr. PATIL BHARAT	Lab B	63.00	71.59%
Mr. DENOE SACHIN	Lab A	63.00	71.59%
Mr. DENOE SACHIN	Lab C	55.00	65.48%
Mr. PATIL BHARAT	Lab CCC	39.00	60.94%

Lab Faculty Feedback Analysis			
Name of Faculty	Subject	Average Points	Percent
Mr. PATIL BHARAT	Lab B	50.00	62.50%
Mr. DENOE SACHIN	Lab A	50.00	62.50%
Mr. PATIL BHARAT	Lab CCC	47.00	61.84%
Mr. DENOE SACHIN	Lab C	46.00	60.53%


Mr. R.S. Yadav
Academic Cell-Incharge


Mr. S.A. Hashmi
Head of Department


Dr. Geeta S. Lathkar
Director
Dr. Mrs. G.S. Lathkar
Director
MGM'S College of Engineering
Nanded.




Mahatma Gandhi Mission's
COLLEGE OF ENGINEERING
Near Air-port, Hingoli Road, Nanded-431605
DEPARTMENT OF INFORMATION TECHNOLOGY
Feedback Analysis
YEAR 2023-2024


Class SY IT

Sem- I

Theory Feedback Analysis			
Name of Faculty	Subject	Average Points / Percent	
Mr. A.B.WAGHMARE	DSAP	62.93	93%
Mr. V.M.BASWANTE	IPC	62.63	92%
Mr. R.M.AMBULGEKAR	CAO	61.79	91%
Mr. R.S.YADAV	OOPS	51.07	75%
Ms. M.J.RAICHURKAR	M-III	49.93	73%
Practical Feedback Analysis			
Name of Faculty	Subject	Average Points / Percent	
Mr. A.B.WAGHMARE	DSAP	36.29	91%
Mr. R.S.YADAV	OOPS	28.64	72%
Lab Maintenance Feedback Analysis			
Name of Faculty	Lab Name	Average Points	Percent
Mr. DEONE SACHIN	Lab A	237.00	98.75%
Mr. DEONE SACHIN	Lab C	235.00	97.92%
Lab Faculty Feedback Analysis			
Name of Faculty	Lab Name	Average Points	Percent
Mr. DEONE SACHIN	Lab A	200.00	87.72%
Mr. DEONE SACHIN	Lab C	199.00	87.28%


Academic Cell Coordinator


HOD


Director
Dr. Mrs. G.S. Lathkar
Director
MGM'S College of Engineering
Nanded.





Mahatma Gandhi Mission's
COLLEGE OF ENGINEERING
Near Air-port, Hingoli Road, Nanded-431605
DEPARTMENT OF INFORMATION TECHNOLOGY
Teaching Faculty Feedback Analysis
YEAR 2023-2024


Class- B.Tech Final year

Semister - VIII

Theory Feedback Analysis			
Name of Faculty	Subject	Average Points	Percent
Mr. S.P.BANDEWAR	MC	53.11	78%
Mr. R.M.AMBULGEKAR	IOT	52.07	77%
Lab Maintance Feedback Analysis			
Name of Faculty	Subject	Average Points	Percent
Mr. PATIL BHARAT	CCC	178.00	96.74%
Lab Faculty Feedback Analysis			
Name of Faculty	Subject	Average Points	Percent
Mr. PATIL BHARAT	CCC	111.00	60.33%


Mr. R.S. Yadav
Academic Cell-Incharge


Mr. S.A. Hashmi
Head of Department


Dr. Geeta S. Lathkar
Director
Dr. Mrs. G.S. Lathkar
Director
MGM'S College of Engineering
Nanded.





Mahatma Gandhi Mission's
COLLEGE OF ENGINEERING
Near Air-port, Hingoli Road, Nanded-431605
DEPARTMENT OF INFORMATION TECHNOLOGY
Feedback Analysis
YEAR 2023-2024

Class SY IT

Sem- IV

Theory Feedback Analysis			
Name of Faculty	Subject	Average Points	Percent
Mr.A.B.WAGHMARE	WT	57.70	85%
Ms.J.D.WADJE	DM	56.60	83%
Ms.MANJARAMKAR	DAA	55.52	82%
Mr.S.A.HASHMI	OB	55.48	82%
Mr.S.A.HASHMI	UHV-II	54.27	80%
Mr.S.P.BANDEWAR	DLM	51.67	76%
Mr.R.S.YADAV	PS	49.18	72%
Practical Feedback Analysis			
Name of Faculty	Subject	Average Points	Percent
Mr.A.B.WAGHMARE	WT	31.42	79%
Mr.S.P.BANDEWAR	PYTHON	29.43	74%
Ms.MANJARAMKAR	DAA	27.27	68%
Lab Maintance Feedback Analysis			
Name of Faculty	Lab Name	Average Points	Percent
Mr. DEONE S.B	Lab C	118.00	80.00%
Mr. DEONE S.B	Lab A	113.00	76.00%
Mr. PATIL B.N	Lab B	100.00	68.00%
Lab Faculty Feedback Analysis			
Name of Faculty	Lab Name	Average Points	Percent
Mr. DEONE S.B.	LAB A	98.00	66.00%
Mr. PATIL B.N.	LAB B	98.00	66.00%
Mr. DEONE S.B.	LAB C	98.00	66.00%


Mr.R.S.YADAV
Academic Cell-Incharge


S.A.HASHMI
Head of Department


Dr. Geeta S. Lathkar
Director
Dr. Mrs. G.S. Lathkar
Director
MGM'S College of Engineering
Nanded.



Mahatma Gandhi Mission's
COLLEGE OF ENGINEERING
Near Air-port, Hingoli Road, Nanded-431605
DEPARTMENT OF INFORMATION TECHNOLOGY
Teaching Faculty Feedback Analysis
YEAR 2023-2024

Class- B.Tech Final year


Semister - VII


Theory Feedback Analysis			
Name of Faculty	Subject	Average Points	Percent
Ms. M.A.MANJARAMKAR	EL-IS	61.36	90%
Ms. J.D.WADJE	PR	59.83	88%
Mr. R.G.BAIS	AI	58.85	87%
Mr. S.P.BANDEWAR	ML	56.92	84%
Ms. R.M.AMBULGEKAR	CCSM	55.93	82%
Ms. J.D.WADJE	MIS	54.39	80%

Practical Feedback Analysis			
Name of Faculty	Subject	Average Points	Percent
Mr. S.P.BANDEWAR	EL-MIS	33.25	83%
Ms. M.A.MANJARAMKAR	EL-IS	31.83	80%
Mr. R.M.AMBULGEKAR	CCSM	31.22	78%
Ms. J.D.WADJE	PR	30.64	77%

Lab Maintenance Feedback Analysis			
Name of Faculty	Subject	Average Points	Percent
Mr. DENOE SACHIN	Lab A	120.00	93.75%
Mr. PATIL BHARAT	Lab B	116.00	93.55%
Mr. PATIL BHARAT	Lab PG	100.00	92.59%

Lab Faculty Feedback Analysis			
Name of Faculty	Subject	Average Points	Percent
Mr. DENOE SACHIN	Lab A	79.00	85.87%
Mr. PATIL BHARAT	Lab B	77.00	83.70%
Mr. PATIL BHARAT	Lab PG	77.00	83.70%


Mr. R.S. Yadav
Academic Cell-Incharge


Mr. S.A. Hashmi
Head of Department


Dr. Geeta S. Lathkar
Director
Dr. Mrs. G.S. Lathkar
Director
MGM'S College of Engineering
Nanded.



Mahatma Gandhi Mission's
COLLEGE OF ENGINEERING
Near Air-port, Hingoli Road, Nanded-431605
DEPARTMENT OF INFORMATION TECHNOLOGY
YEAR 2023-2024

Class - TY IT


Sem- V

Theory Feedback Analysis			
Name of Faculty	Subject	Average Points	Percent
Mr. S.A.HASHMI	CNIP	54.31	80%
Mr. A.B.WAGHMARE	PIJ	53.55	79%
Mr. S.P.BANDEWAR	ES	52.76	78%
Mr. R.G.BAIS	ITSM	52.43	77%
Mr. R.S.YADAV	TOC	44.55	66%
Ms. M.A.MANJRAMKAR	SE	40.05	59%

Practical Feedback Analysis			
Name of Faculty	Subject	Average Points	Percent
Mr.S.A.HASHMI	CNIP	31.19	80%
Mr.R.G.BAIS	ITSM	31.77	79%
Mr.S.P.BANDEWAR	ES	29.50	74%
Ms.M.A.MANJRAMKAR	SE	28.52	71%
Mr.R.S.YADAV	SE	28.53	71%
Mr.R.G.BAIS	PIJ	26.36	66%
Mr.A.B.WAGHMARE	PIJ	24.24	61%

Lab Maintance Feedback Analysis			
Name of Faculty	Subject	Average Points	Percent
Mr. PATIL BHARAT	Lab B	63.00	71.59%
Mr. DENOE SACHIN	Lab A	63.00	71.59%
Mr. DENOE SACHIN	Lab C	55.00	65.48%
Mr. PATIL BHARAT	Lab CCC	39.00	60.94%

Lab Faculty Feedback Analysis			
Name of Faculty	Subject	Average Points	Percent
Mr. PATIL BHARAT	Lab B	50.00	62.50%
Mr. DENOE SACHIN	Lab A	50.00	62.50%
Mr. PATIL BHARAT	Lab CCC	47.00	61.84%
Mr. DENOE SACHIN	Lab C	46.00	60.53%


Mr. R.S. Yadav
Academic Cell-Incharge


Mr. S.A. Hashmi
Head of Department


Dr. Geeta S. Lathkar
Director
Dr. Mrs. G.S. Lathkar
Director
MGM'S College of Engineering
Nanded.